



Opioid Treatment Ecosystem

Community of Practice
Monthly Meeting



Friday, October 15, 2021
11:00 AM – 12:30 PM

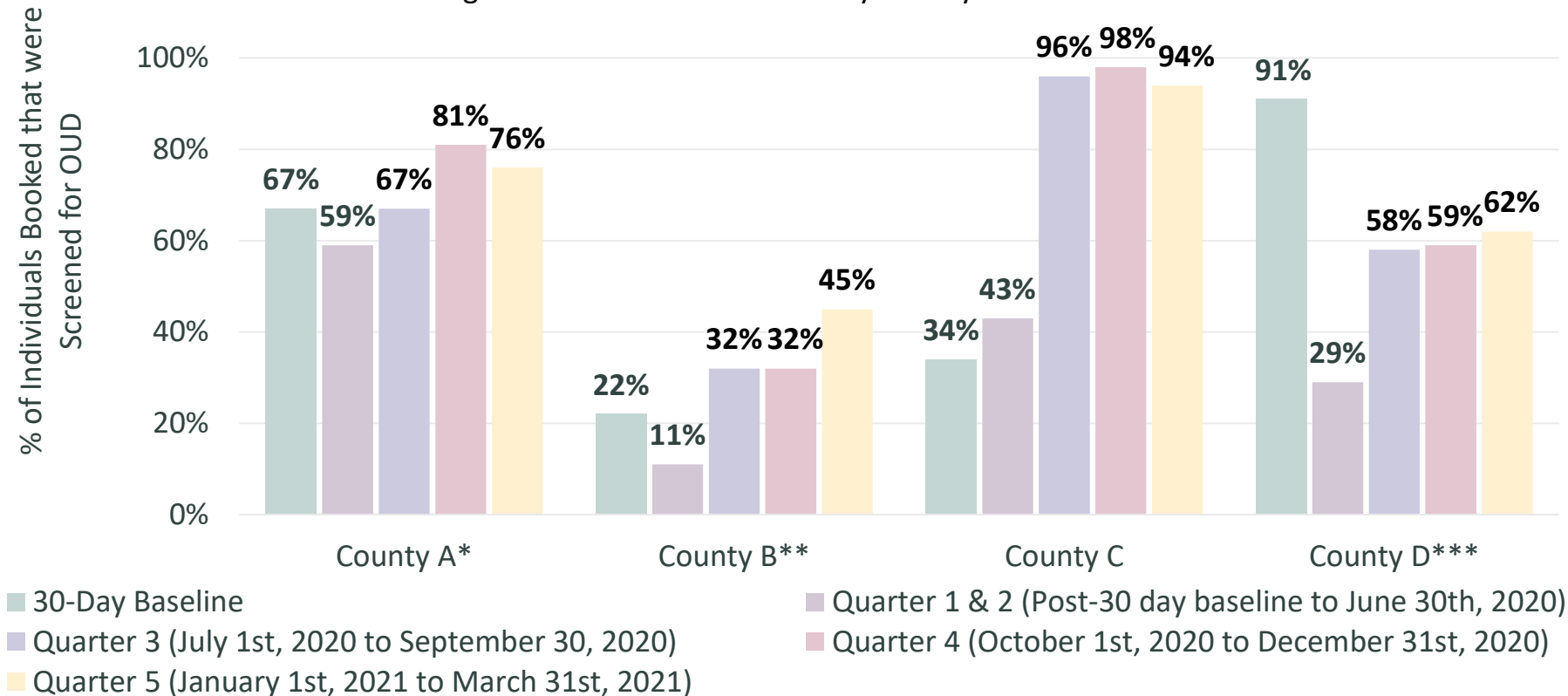


2019 Opioid Treatment Ecosystem (OTE) Counties

Quarter 5 2021 (January 1st, 2021 to March 31st, 2021) Rapid Opioid
Dependence Screens (RODS) & Medication for Opioid Use Disorder
(MOUD)

Individuals Screened for Risk of Opioid Use Disorder (OUD)

Figure 1. Individuals Screened by County and Time Period



- Between the 30-day baseline and Quarter 5, the rate of individuals screened for risk of OUD increased from:
 - 67% to 76% in County A
 - 22% to 45% in County B
 - 34% to 94% in County C
- In County D, the rate of individuals screened decreased from the 30 day baseline (91%) to Quarter 1 & 2 (29%), but rose to 62% in Quarter 5

Data Source: County A-D 2019 30-Day Baseline, 2019-2021 Quarter 1-5 RODS & Quarter 5 MOUD (N=34,660).

In all time periods, includes any individual with a 'usable' or 'refused' RODS screen; Usable screens were successfully administered to individuals booked into the jail and scored; Refused screens were offered to but refused by individuals. In Quarter 4 & 5, also includes anyone enrolled in MOUD programming who was not offered a RODS screen.

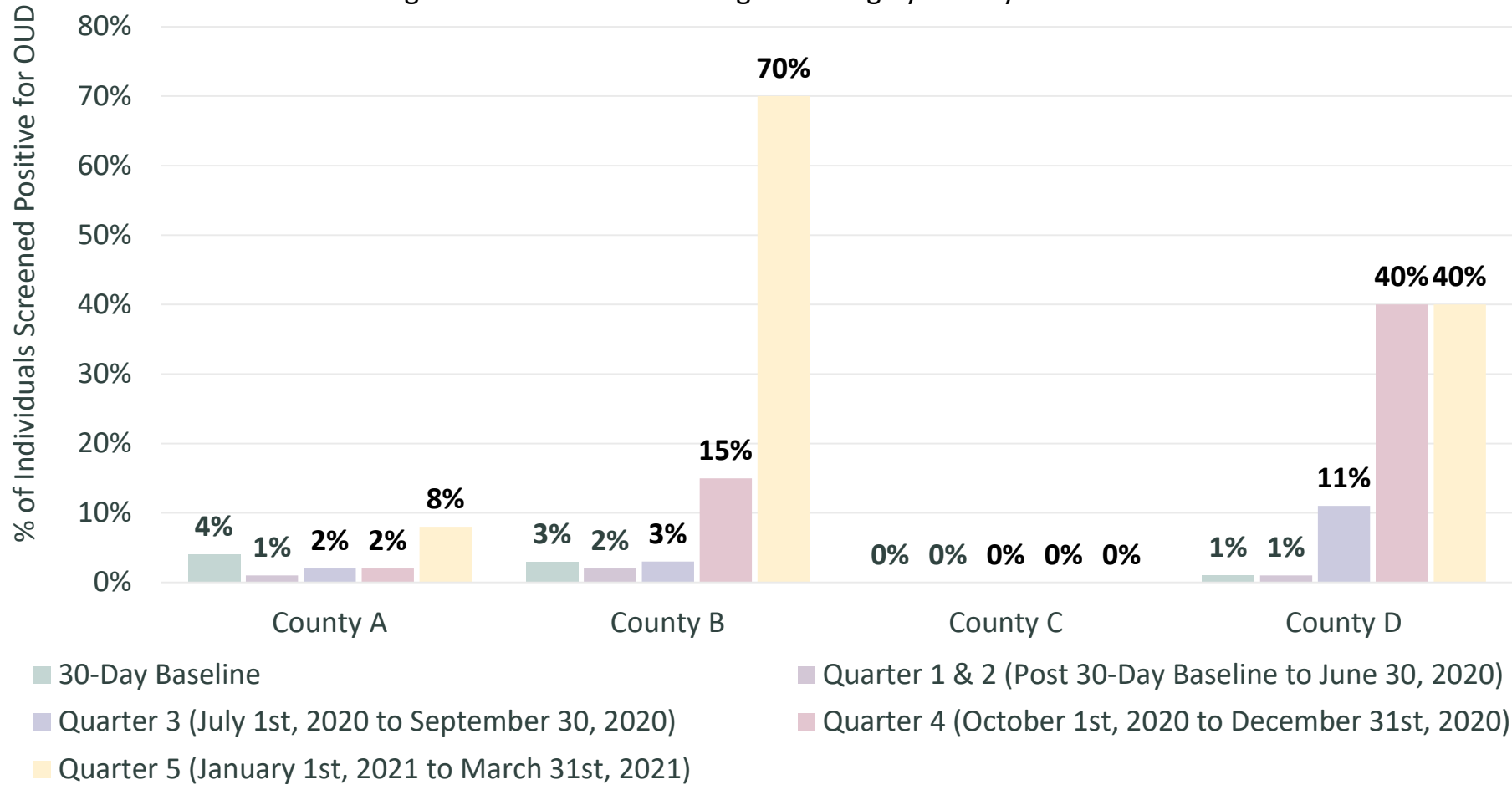
*Due to staff turnover at the site during November/December, some RODS may not have been submitted for analysis during this time period but it is unknown how many RODS are not accounted for. QTR 4 screening rate increased by 1% from previous report due to new QTR 4 RODS received in later batches

** Missing data from January and February 2020.

*** RODS administration was suspended at this site from 3/13/20 to 4/2/20 due to COVID-19.

Screening Refusal Rates

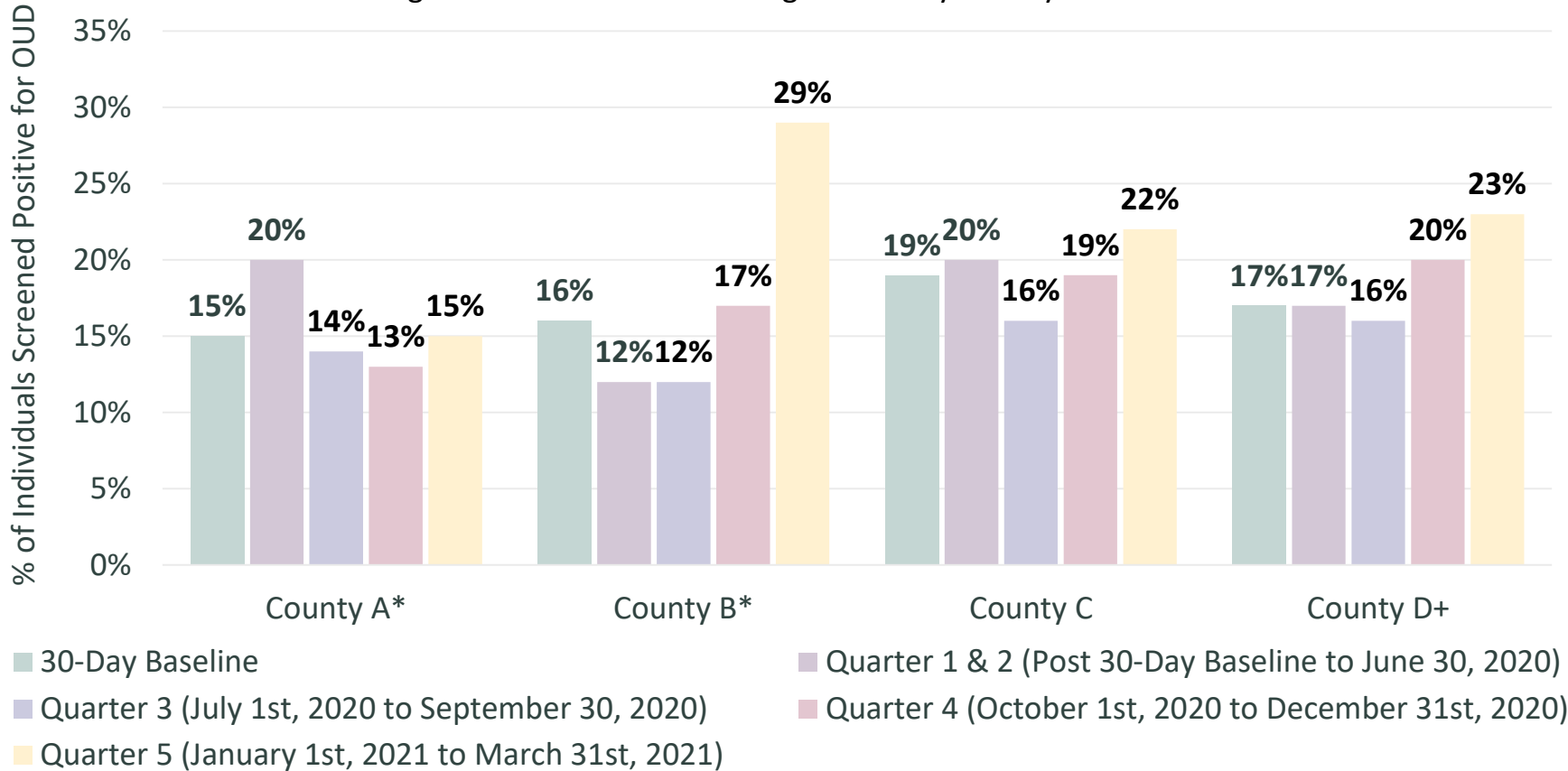
Figure 2. Individuals Refusing Screening by County and Time Period



- Between the 30-day baseline and Quarter 5, the rate of individuals who refused the RODS increased from:
 - 3% to 70% in County B
 - 1% to 40% in County D
- In County A and C, the rate of individuals who refused the RODS remained stable between the 30 day baseline and Quarter 5, ranging from 1-8% in County A and remaining at 0% in County C

Individuals Screened Positive for Risk of OUD

Figure 3. Individuals Screening Positive by County and Time Period



- In County A, a significantly larger percentage of people screened positive in Quarter 1 & 2 (20%) than in the 30-day baseline (15%), Quarter 3 (14%), Quarter 4 (13%), and Quarter 5 (15%).
- In County B, a significantly higher percentage of people screened positive in Quarter 4 (17%) than in Quarter 1 & 2 (12%) and Quarter 3 (12%). In Quarter 5, a significantly higher percentage of people screened positive (29%) as compared to all previous time periods.
- In County D, the rate of people screening positive was trending significantly higher in Quarter 5 (23%) than during the 30 day baseline (17%), Quarter 1 & 2 (17%), and Quarter 3 (16%).

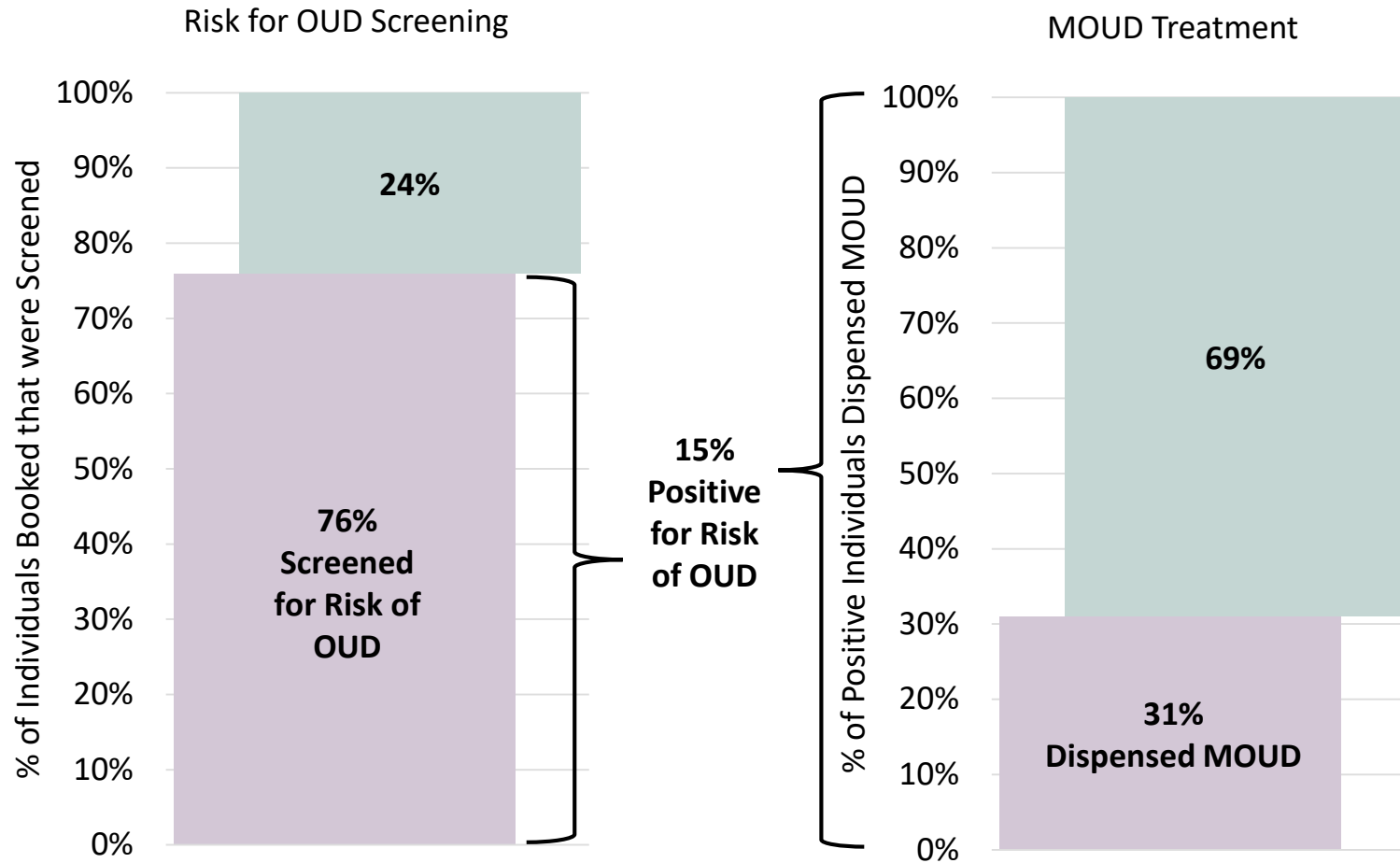
Data Source: County A-D 2019 30-Day Baseline, 2019-2021 Quarter 1-5 RODS & Quarter 5 MOUD (n=11,980)

In all time periods, an individual is considered to have screened positive if their RODS screen reported heroin or other opioid use in the past year, use of medications for opioid use disorder (buprenorphine or methadone) in the past year, or current use of medications for opioid use disorder (buprenorphine, methadone, naltrexone). In Quarter 4 & 5, individuals enrolled in MOUD programming without a positive RODS are also considered to have screened positive.

*Difference is statistically significant, +Difference is trending significant

County A: Quarter 5 Cascade of Care from Screening to MOUD Dispensed

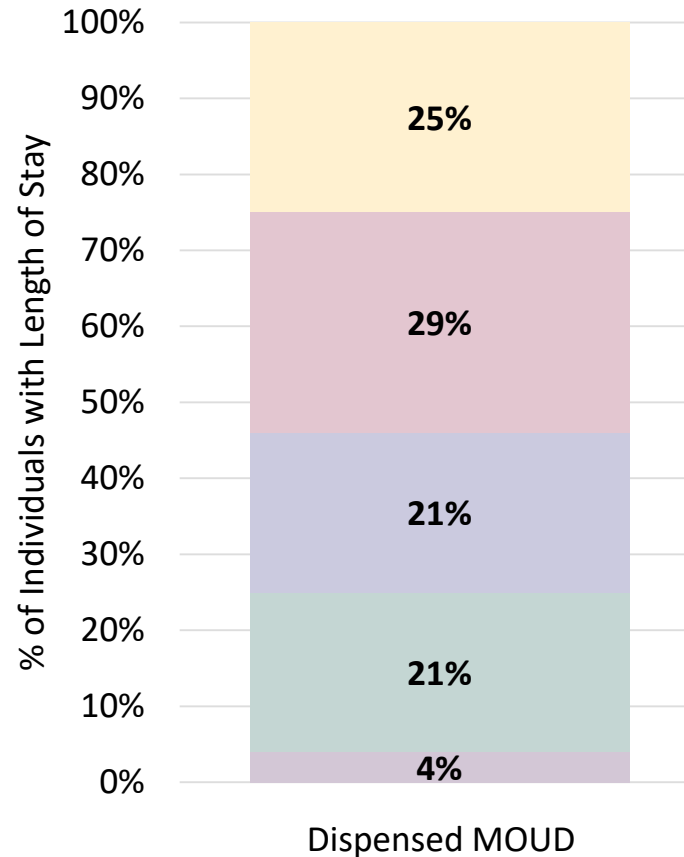
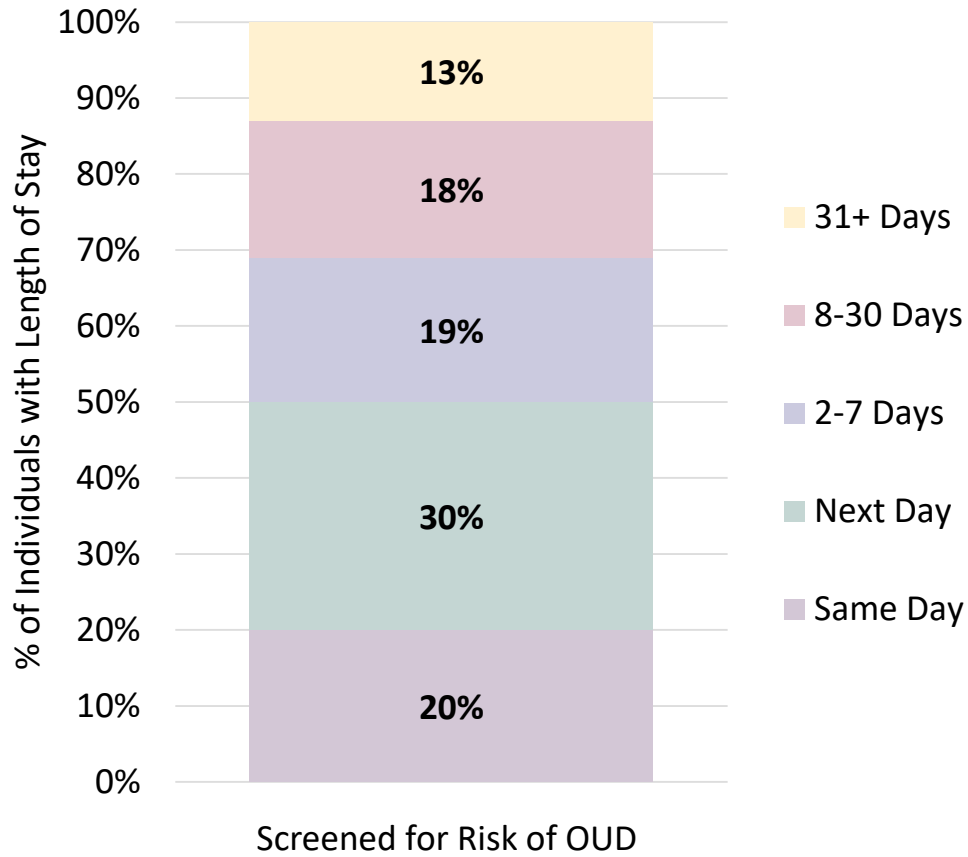
Figure 4. Cascade of Care: Screening to MOUD Dispensed



- During Quarter 5, 76% of individuals booked in County A were screened for risk of OUD
- Of those individuals screened, 15% screened positive
- Of those that screened positive, 31% were dispensed MOUD

County A: Quarter 5 Length of Jail Stay for Individuals Screened and Prescribed MOUD

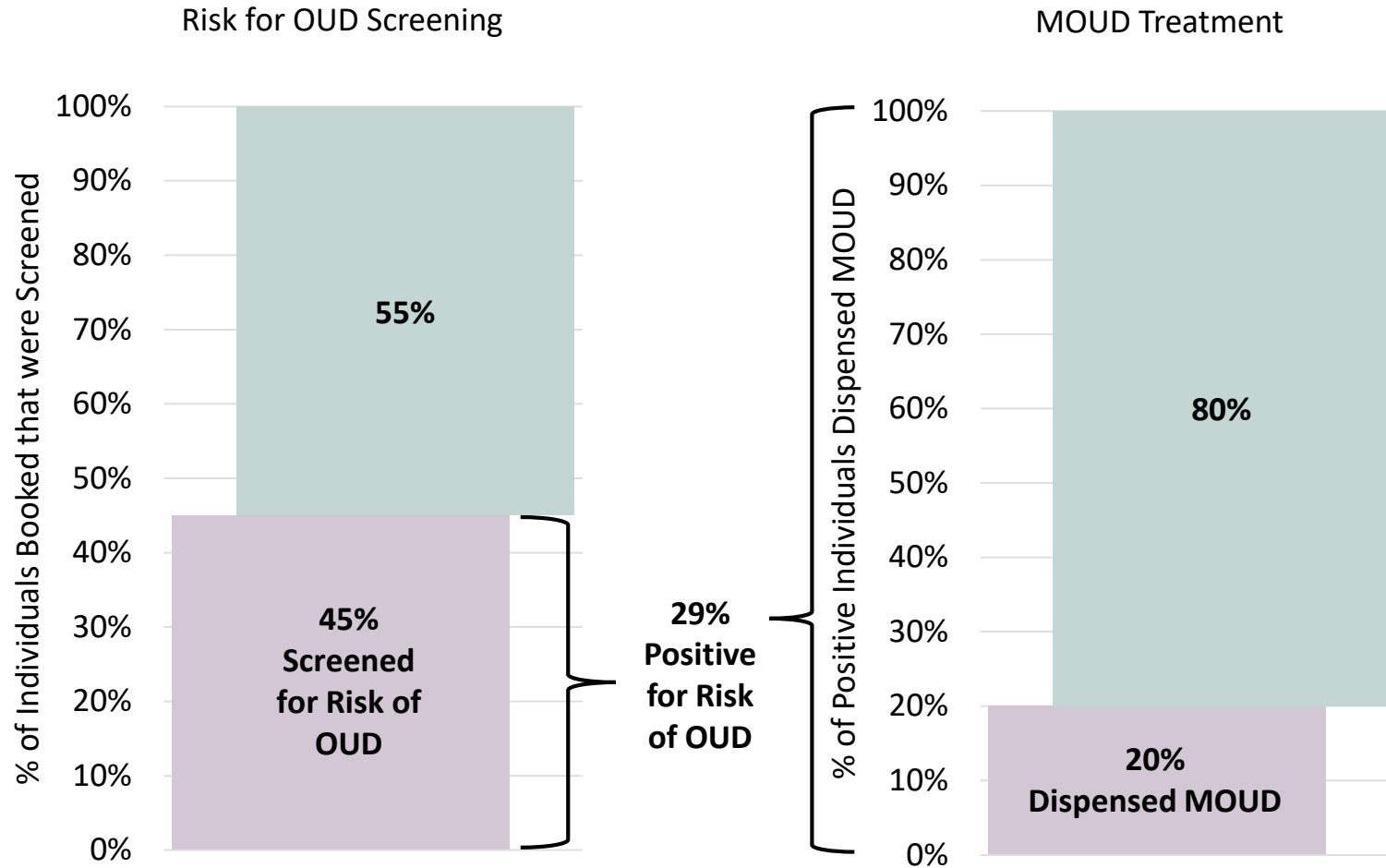
Figure 5. Length of Jail Stay (Booking to Release)



- In County A, a majority of individuals that were screened were released the next day after booking (30%) or the same day (20%)
- Conversely, most individuals dispensed MOUD were released 8 to 30 days (29%) or 31 or more days (25%) after booking

County B: Quarter 5 Cascade of Care from Screening to MOUD Dispensed

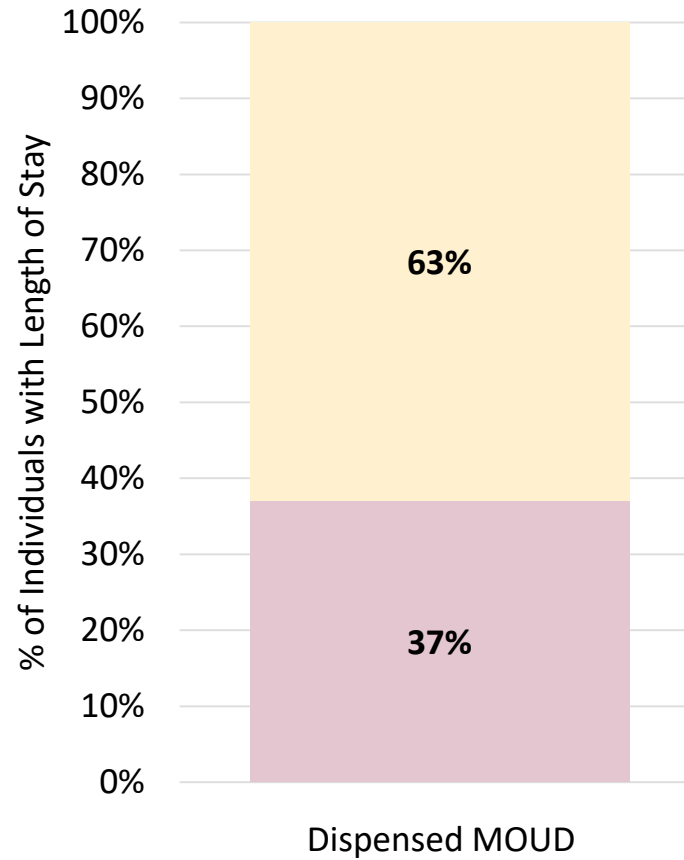
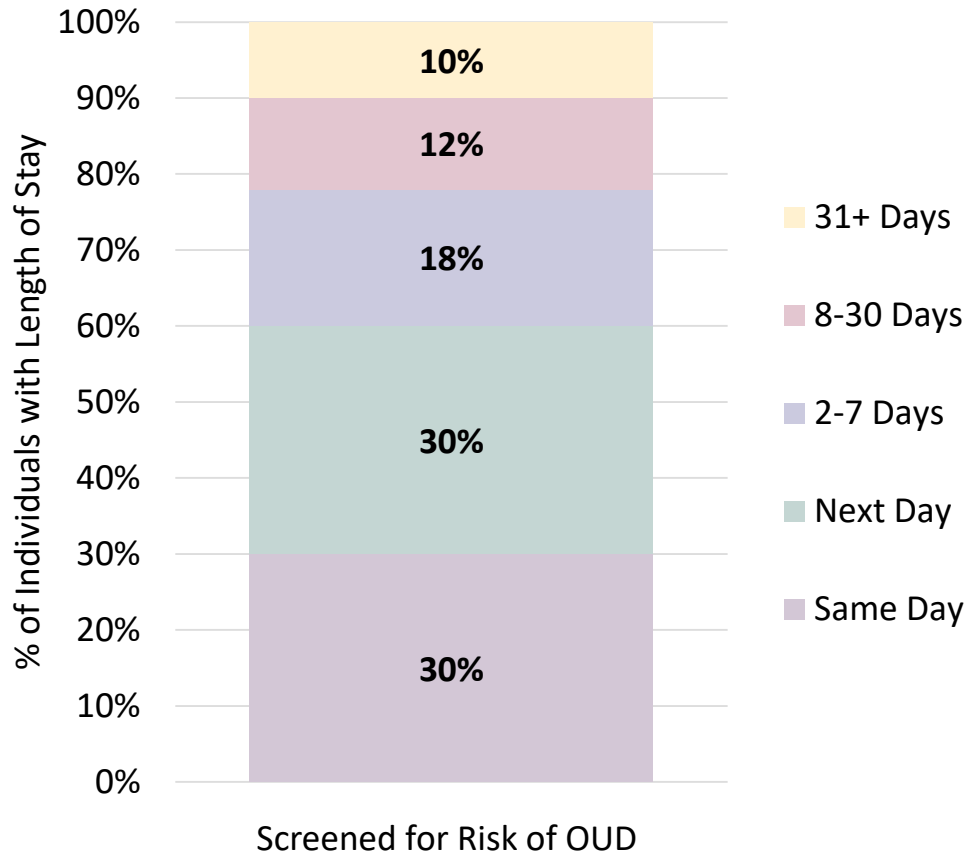
Figure 6. Cascade of Care: Screening to MOUD Dispensed



- During Quarter 5, 45% of individuals booked in County B were screened for risk of OUD
- Of those individuals screened, 29% screened positive
- Of those that screened positive, 20% were dispensed MOUD

County B: Quarter 5 Length of Jail Stay for Individuals Screened and Prescribed MOUD

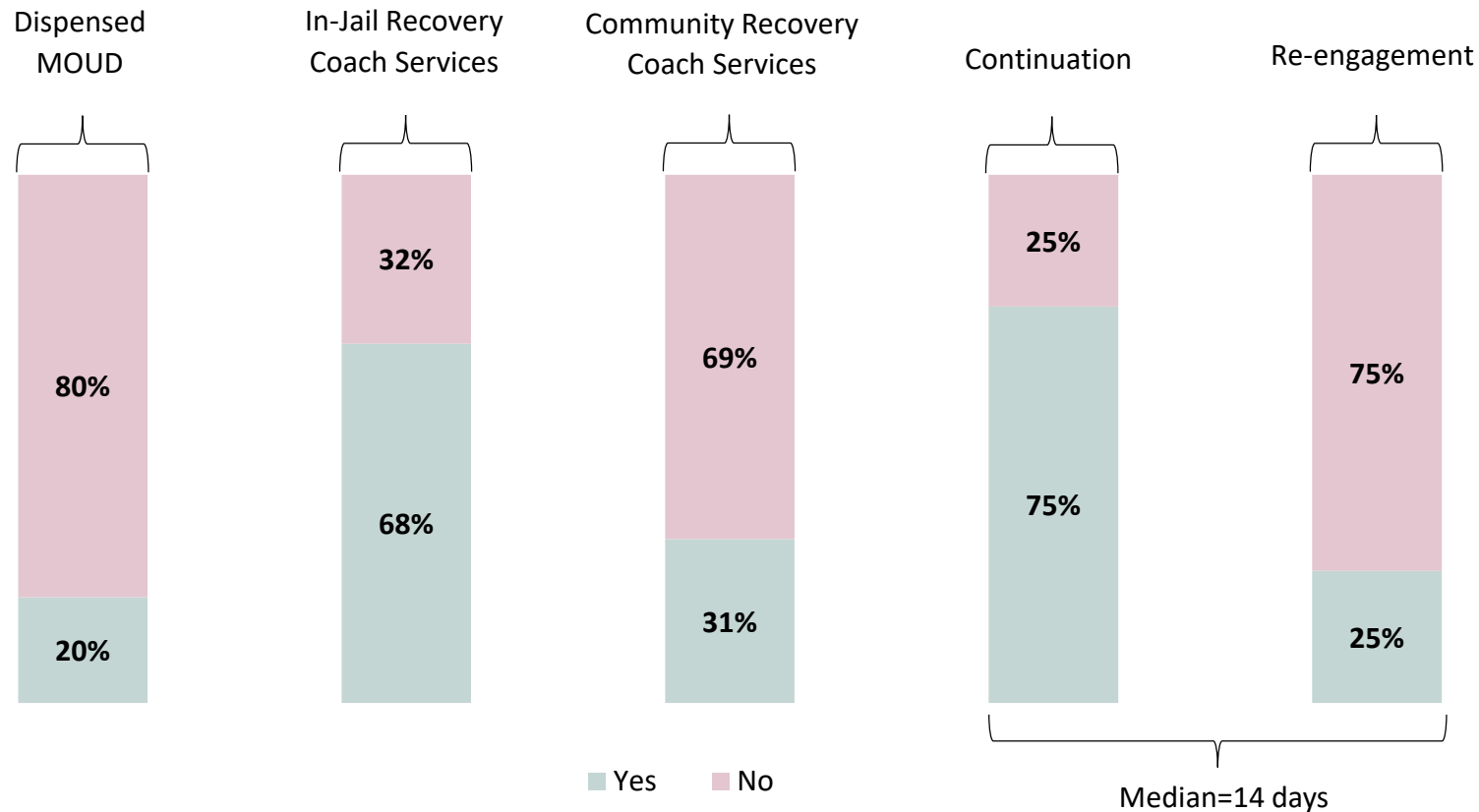
Figure 7. Length of Jail Stay (Booking to Release)



- In County B, most individuals that were screened were released on the same day (30%) or the day after booking (30%)
- However, most individuals dispensed MOUD were released 31 or more days after booking (63%)

County B: Cascade of Care from MOUD Dispensed to Peer Recovery Coach Services

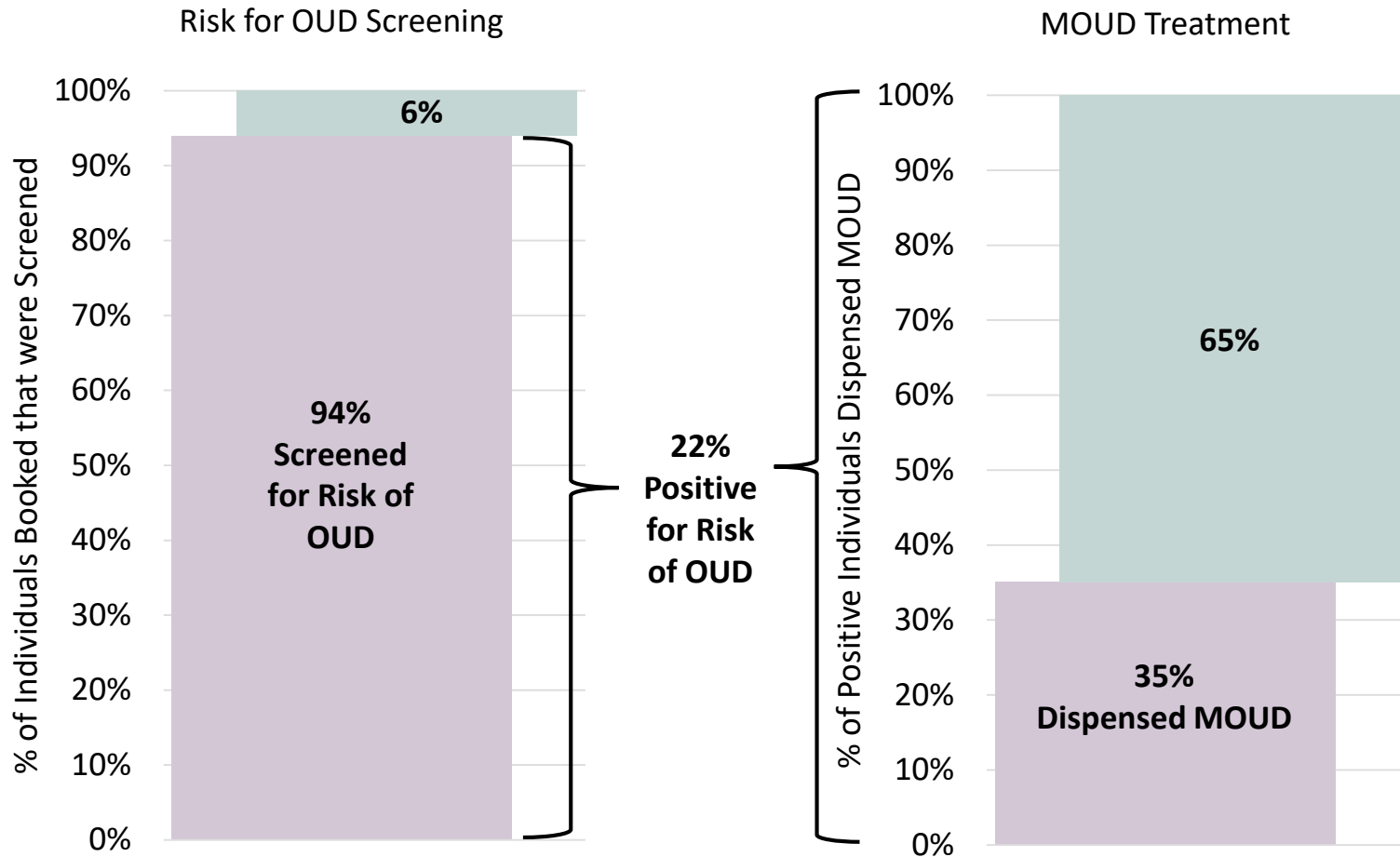
Figure 8. Cascade of Care: MOUD to Community Peer Recovery Coach Services



- Of those individuals dispensed MOUD in Quarter 5, 68% received in-jail peer recovery coach services
- Of those that received in-jail recovery coach services and were released into the community, 31% engaged in community peer recovery coach services
- Of those who engaged in community peer recovery coach services, 75% continued services directly upon release (first engagement was 30 days or less after release) and 25% re-engaged after release (first engagement was 31+ days after release)
- The median length of time from release to community engagement was 14 days

County C: Quarter 5 Cascade of Care from Screening to MOUD Dispensed

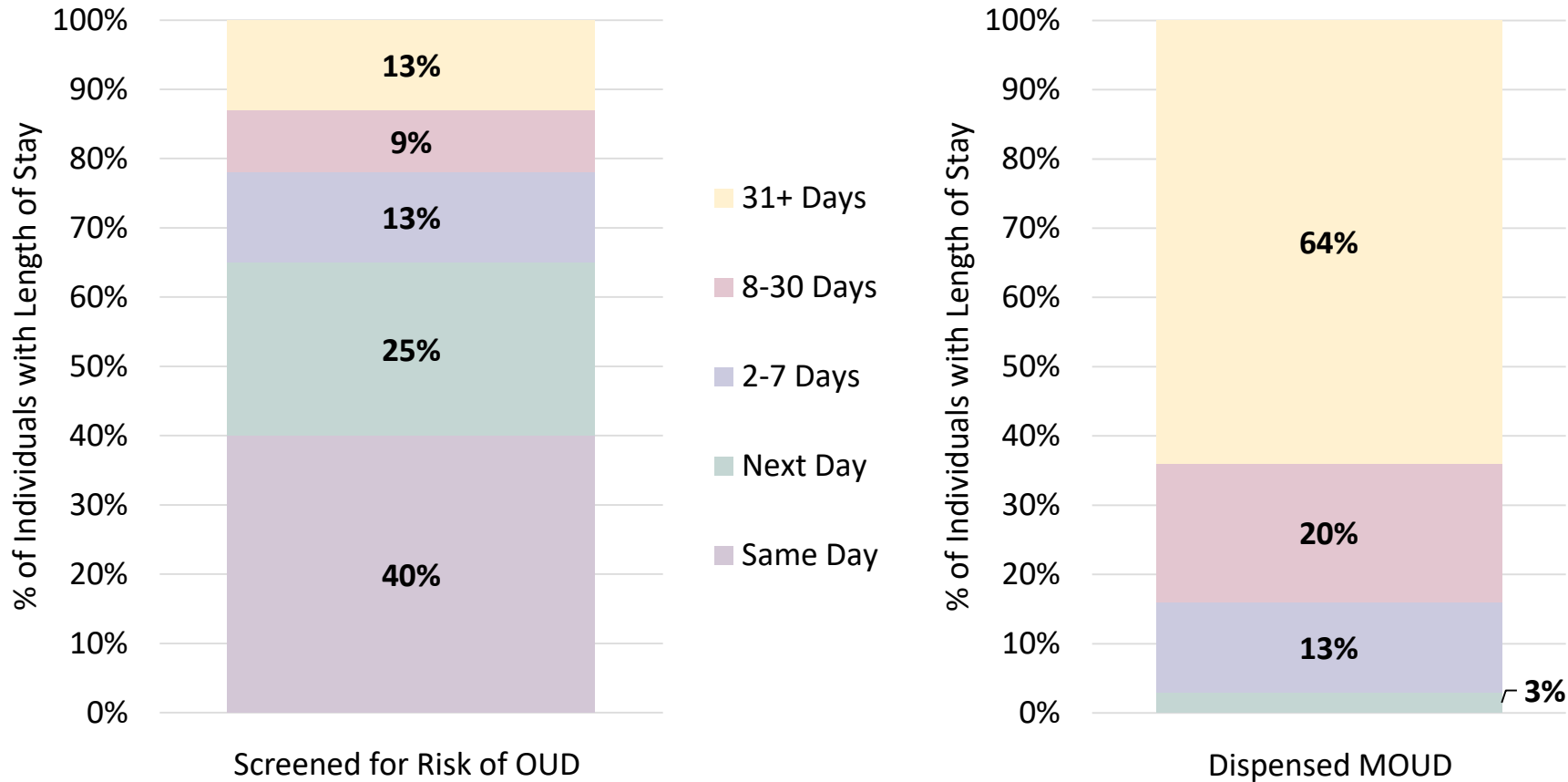
Figure 9. Cascade of Care: Screening to MOUD Dispensed



- During Quarter 5, 94% of individuals booked in County C were screened for risk of OUD
- Of those individuals screened, 22% screened positive
- Of those that screened positive, 35% were dispensed MOUD

County C: Quarter 5 Length of Jail Stay for Individuals Screened and Prescribed MOUD

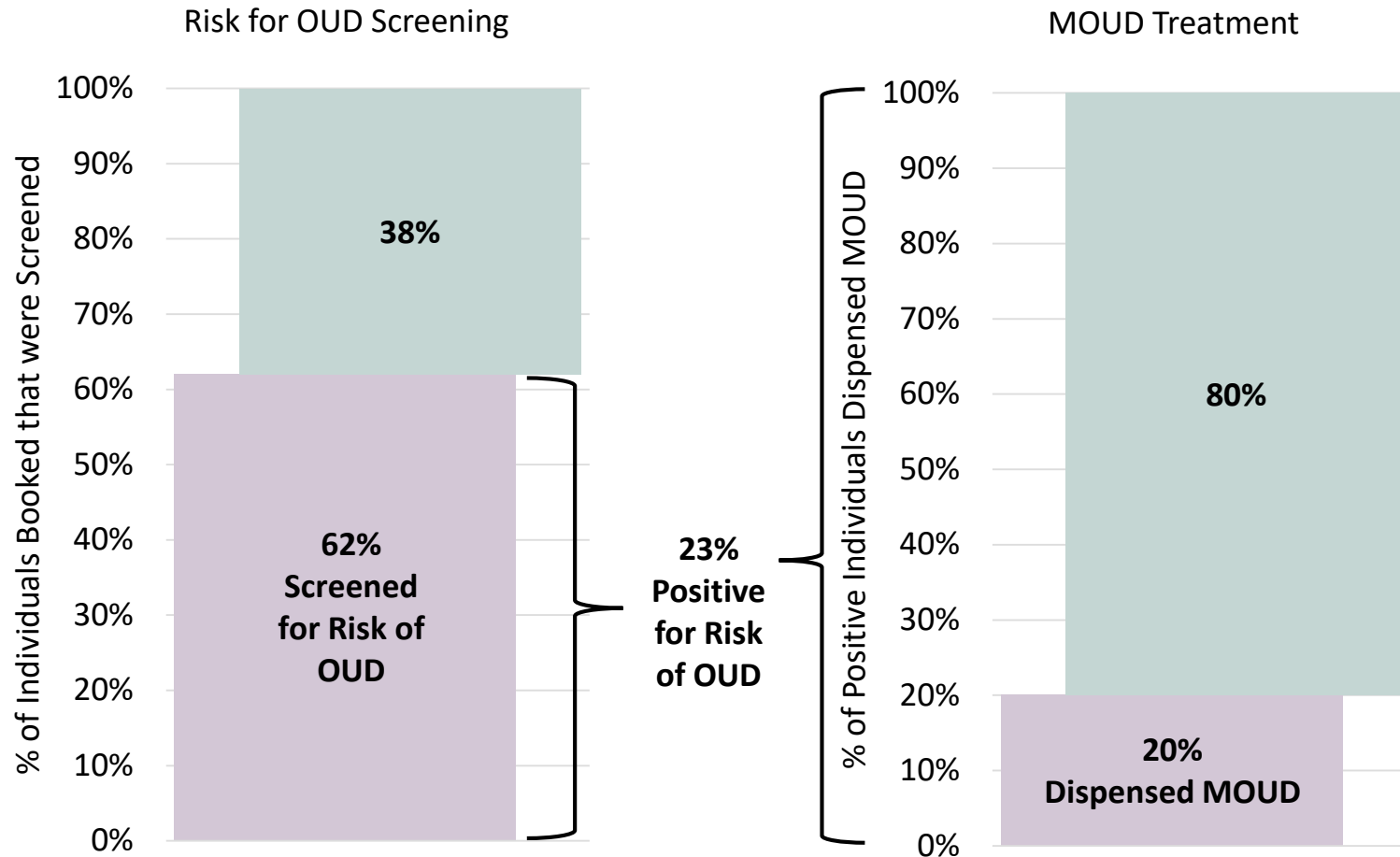
Figure 10. Length of Jail Stay (Booking to Release)



- In County C, a majority of individuals that were screened were booked and released on the same day (40%)
- However, most individuals dispensed MOUD were released 31 or more days after booking (64%)

County D: Quarter 5 Cascade of Care from Screening to MOUD Dispensed

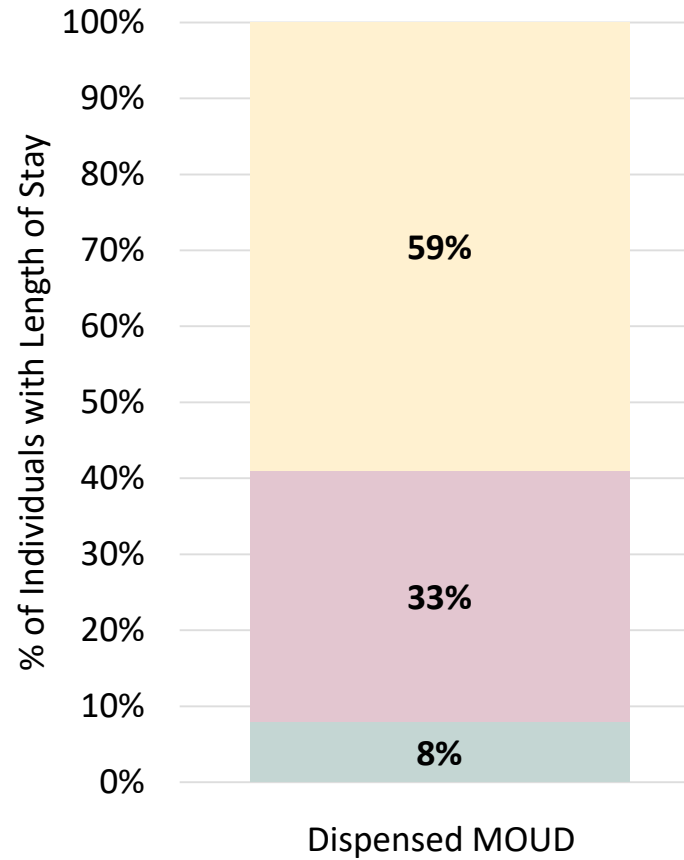
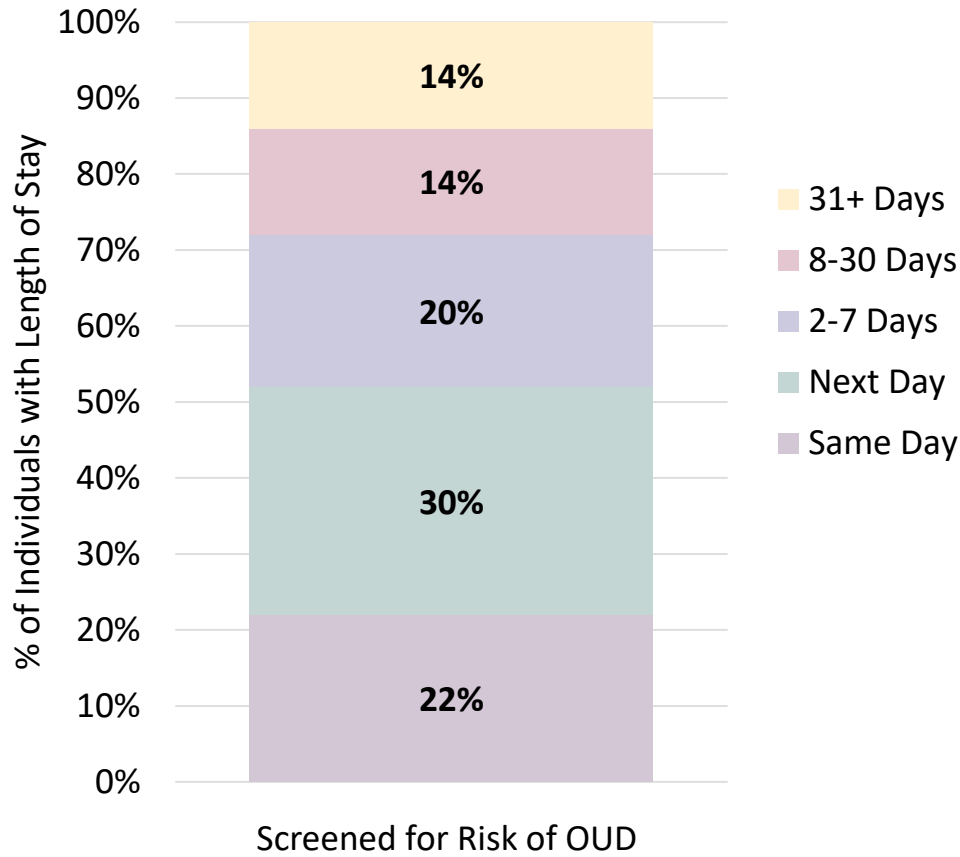
Figure 11. Cascade of Care: Screening to MOUD Dispensed



- During Quarter 5, 62% of individuals booked in County D were screened for risk of OUD
- Of those individuals screened, 23% screened positive
- Of those that screened positive, 20% were dispensed MOUD

County D: Quarter 5 Length of Jail Stay for Individuals Screened and Prescribed MOUD

Figure 12. Length of Jail Stay (Booking to Release)



- In County D, a majority of individuals that were screened were booked and released the next day (30%) or on the same day (22%)
- However, most individuals dispensed MOUD were released 31 or more days after booking (59%)



Kent County – MOUD in Jail

Presented by: Theresa Simmons

Family Outreach Center

theresa.simmons@kentcountymi.gov



Kent County MOUD in Jail

September 2021

Use of Validated Screening Tool

Name of Screening Tool		RODS	
Program Lifetime		Previous Month	
# of screens	7,403	# of screens	550
# of bookings	20,604	# of bookings	1,191
# of Positive Screens	554	# of Positive Screens	10

Access to all forms of MAT/MOUD

Program Lifetime		Previous Month	
Methadone	110	Methadone	10
Buprenorphine	176	Buprenorphine	17
Naltrexone	0	Naltrexone	0

Naloxone Distribution

Total # of naloxone kits distributed upon jail release

Program Lifetime	250	Previous Month	34
------------------	------------	----------------	-----------

Documented Incidence of MAT/MOUD Diversion

Diversion is defined as 'misuse of a prescribed MAT/MOUD'

Program Lifetime		Previous Month	
Methadone	2	Methadone	0
Buprenorphine	10	Buprenorphine	2

Psychosocial Services

Total # of MAT/MOUD enrollments in psychosocial services

Program Lifetime	392	Previous Month	27
------------------	------------	----------------	-----------

Continuity of Care

Total # of MAT/MOUD referrals received by individuals for post release MAT/MOUD services by a community provider

Program Lifetime	392	Previous Month	27
------------------	------------	----------------	-----------

Total # of jail-based referrals refused by individuals for post release MAT/MOUD services by a community provider

Program Lifetime	3	Previous Month	0
------------------	----------	----------------	----------

Total # of instances where a person was dropped/removed from MAT/MOUD programming while incarcerated

Program Lifetime	10	Previous Month	2
------------------	-----------	----------------	----------

Program Lifetime Previous Month

No Insurance	43	No Insurance	6
Medicaid	332	Medicaid	21
Other Form(s) of Ins.	3	Other Form(s) of Ins.	0
Combination of Medicaid & Other Ins.	2	Combination of Medicaid & Other Ins.	0

*Counts are preliminary and may slightly change



Monroe County – MOUD in Jail

Presented by: Chelsea Blackburn

Jail Clinician

cblackburn@monroecmha.org



Monroe County MOUD in Jail

September 2021

Use of Validated Screening Tool

Name of Screening Tool		RODS	
Program Lifetime		Previous Month	
# of screens	3843	# of screens	228
# of bookings	6906	# of bookings	258
# of Positive Screens	768	# of Positive Screens	36

Access to all forms of MAT/MOUD

Program Lifetime		Previous Month	
Methadone	130	Methadone	9
Buprenorphine	48	Buprenorphine	2
Naltrexone	1	Naltrexone	0

Naloxone Distribution

Total # of naloxone kits distributed upon jail release that

Program Lifetime	229	Previous Month	91
------------------	------------	----------------	-----------

Documented Incidence of MAT/MOUD Diversion
Diversion is defined as 'misuse of a prescribed MAT/MOUD'

Program Lifetime		Previous Month	
Methadone	2	Methadone	1
Buprenorphine	9	Buprenorphine	0

Psychosocial Services

Total # of MAT/MOUD enrollments in psychosocial services

Program Lifetime	84	Previous Month	10
------------------	-----------	----------------	-----------

Continuity of Care

Total # of MAT/MOUD referrals received by individuals for post release MAT/MOUD services by a community provider

Program Lifetime	121	Previous Month	14
------------------	------------	----------------	-----------

Total # of jail-based referrals refused by individuals for post release MAT/MOUD services by a community provider

Program Lifetime	0	Previous Month	0
------------------	----------	----------------	----------

Total # of instances where a person was dropped/removed from MAT/MOUD programming while incarcerated

Program Lifetime	10	Previous Month	1
------------------	-----------	----------------	----------

Program Lifetime		Previous Month	
No Insurance	10	No Insurance	2
Medicaid	155	Medicaid	10
Other Form(s) of Ins.	7	Other Form(s) of Ins.	0
Combination of Medicaid & Other Ins.	0	Combination of Medicaid & Other Ins.	0
Unknown	9	Unknown	0



Muskegon County – MOUD in Jail

Presented by: Jennifer Swanger

Correctional Services Liason

jennifer.swanger@healthwest.net



Muskegon County MOUD in Jail September 2021

Use of Validated Screening Tool

Name of Screening Tool		RODS	
Program Lifetime		Previous Month	
# of screens	3938	# of screens	111
# of bookings	8392	# of bookings	236
# of Positive Screens	501	# of Positive Screens	4

Access to all forms of MAT/MOUD

Program Lifetime		Previous Month	
Methadone	48	Methadone	2
Buprenorphine	52	Buprenorphine	2
Naltrexone	52 <small>(other funding)</small>	Naltrexone	0

Naloxone Distribution

Total # of naloxone kits distributed upon jail release

Program Lifetime	65	Previous Month	8
------------------	-----------	----------------	----------

Documented Incidence of MAT/MOUD Diversion *Diversion is defined as 'misuse of a prescribed MAT/MOUD'*

Program Lifetime		Previous Month	
Methadone	0	Methadone	0
Buprenorphine	3	Buprenorphine	1

Psychosocial Services

Total # of MAT/MOUD enrollments in psychosocial services

Program Lifetime	106	Previous Month	4
------------------	------------	----------------	----------

Continuity of Care

Total # of MAT/MOUD referrals received by individuals for post release MAT/MOUD services by a community provider

Program Lifetime	106	Previous Month	4
------------------	------------	----------------	----------

Total # of jail-based referrals refused by individuals for post release MAT/MOUD services by a community provider

Program Lifetime	0	Previous Month	0
------------------	----------	----------------	----------

Total # of instances where a person was dropped/removed from MAT/MOUD programming while incarcerated

Program Lifetime	4	Previous Month	1
------------------	----------	----------------	----------

Program Lifetime

Program Lifetime		Previous Month	
No Insurance	1	No Insurance	0
Medicaid	84	Medicaid	3
Other Form(s) of Ins.	4	Other Form(s) of Ins.	0
Combination of Medicaid & Other Ins.	1	Combination of Medicaid & Other Ins.	1



Washtenaw County – MOUD in Jail

Presented by: Rahni Cason

Project Coordinator

Center for Behavioral Health and Justice

rahni.cason@wayne.edu



Washtenaw County MOUD in Jail September 2021

Use of Validated Screening Tool

Name of Screening Tool		RODS	
Program Lifetime		Previous Month	
# of screens	1636	# of screens	244
# of bookings	2909	# of bookings	350
# of Positive Screens	151	# of Positive Screens	17

Access to all forms of MAT/MOUD

Program Lifetime		Previous Month	
Methadone	19	Methadone	3
Buprenorphine	14	Buprenorphine	0
Naltrexone	0	Naltrexone	0

Naloxone Distribution

Total # of naloxone kits distributed upon jail release

Program Lifetime	28	Previous Month	3
------------------	-----------	----------------	----------

Documented Incidence of MAT/MOUD Diversion
Diversion is defined as 'misuse of a prescribed MAT/MOUD'

Program Lifetime		Previous Month	
Methadone	0	Methadone	0
Buprenorphine	5	Buprenorphine	1

Psychosocial Services

Total # of MAT/MOUD enrollments in psychosocial services

Program Lifetime	36	Previous Month	3
------------------	-----------	----------------	----------

Continuity of Care

Total # of MAT/MOUD referrals received by individuals for post release MAT/MOUD services by a community provider

Program Lifetime	36	Previous Month	3
------------------	-----------	----------------	----------

Total # of jail-based referrals refused by individuals for post release MAT/MOUD services by a community provider

Program Lifetime	0	Previous Month	0
------------------	----------	----------------	----------

Total # of instances where a person was dropped/removed from MAT/MOUD programming while incarcerated

Program Lifetime	3	Previous Month	0
------------------	----------	----------------	----------

Program Lifetime		Previous Month	
------------------	--	----------------	--

No Insurance	0	No Insurance	0
--------------	----------	--------------	----------

Medicaid	11	Medicaid	1
----------	-----------	----------	----------

Other Form(s) of Ins.	0	Other Form(s) of Ins.	0
-----------------------	----------	-----------------------	----------

Combination of Medicaid & Other Ins.	0	Combination of Medicaid & Other Ins.	0
--------------------------------------	----------	--------------------------------------	----------



Jackson County – MOUD in Jail

Presented by: Matt Costello

Project Manager, Medication Assisted Therapy

Center for Behavioral Health and Justice

matt.costello@wayne.edu



Jackson County MOUD in Jail

September 2021

Use of Validated Screening Tool

Name of Screening Tool		RODS	
Program Lifetime		Previous Month	
# of screens	4488	# of screens	60
# of bookings	6855	# of bookings	264
# of Positive Screens	728	# of Positive Screens	6

Access to all forms of MAT/MOUD

Program Lifetime		Previous Month	
Methadone	78	Methadone	5
Buprenorphine	12	Buprenorphine	0
Naltrexone	0	Naltrexone	0

Naloxone Distribution

Total # of naloxone kits distributed upon jail release

Program Lifetime	260	Previous Month	0
------------------	------------	----------------	----------

Documented Incidence of MAT/MOUD Diversion

Diversion is defined as 'misuse of a prescribed MAT/MOUD'

Program Lifetime		Previous Month	
Methadone	0	Methadone	0
Buprenorphine	2	Buprenorphine	0

Psychosocial Services

Total # of MAT/MOUD enrollments in psychosocial services

Program Lifetime	30	Previous Month	5
------------------	-----------	----------------	----------

Continuity of Care

Total # of MAT/MOUD referrals received by individuals for post release MAT/MOUD services by a community provider

Program Lifetime	82	Previous Month	5
------------------	-----------	----------------	----------

Total # of jail-based referrals refused by individuals for post release MAT/MOUD services by a community provider

Program Lifetime	0	Previous Month	0
------------------	----------	----------------	----------

Total # of instances where a person was dropped/removed from MAT/MOUD programming while incarcerated

Program Lifetime	2	Previous Month	0
------------------	----------	----------------	----------

Program Lifetime		Previous Month	
------------------	--	----------------	--

No Insurance	0	No Insurance	0
--------------	----------	--------------	----------

Medicaid	44	Medicaid	5
----------	-----------	----------	----------

Other Form(s) of Ins.	2	Other Form(s) of Ins.	0
-----------------------	----------	-----------------------	----------

Combination of Medicaid & Other Ins.	0	Combination of Medicaid & Other Ins.	0
--------------------------------------	----------	--------------------------------------	----------