



Opioid Treatment Ecosystem

*Community of Practice
Monthly Meeting*



Friday, July 16, 2021
11:00 AM – 12:00 PM



Overdose and Arrest Research Findings

Presented by: Dr. Brad Ray

Director, Center for Behavioral Health and Justice

Associate Professor, Wayne State University

bradray@wayne.edu

Incarceration following overdose

What are the trends and predictive factors associated with incarceration following an EMS overdose response?

Data Period: January 1, 2015 – December 31, 2020

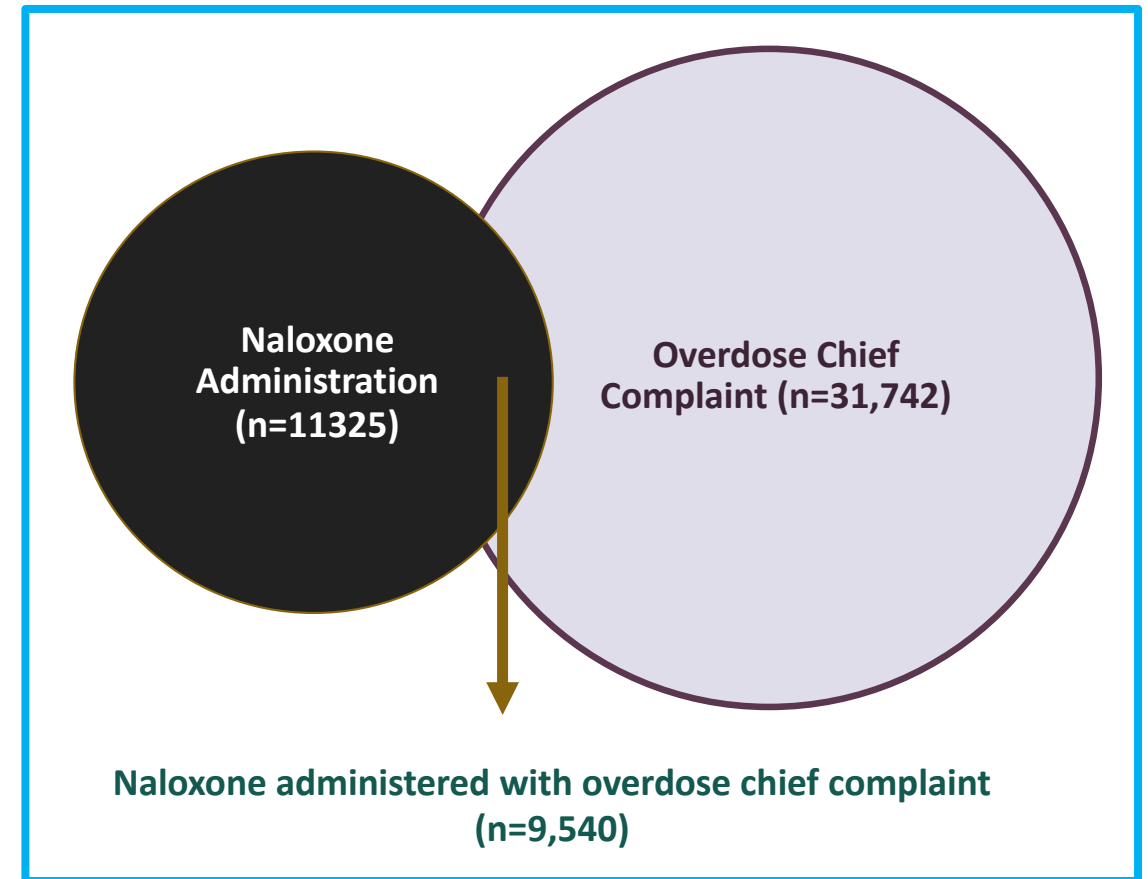
EMS Events
549,570

Jail Booking
689,598

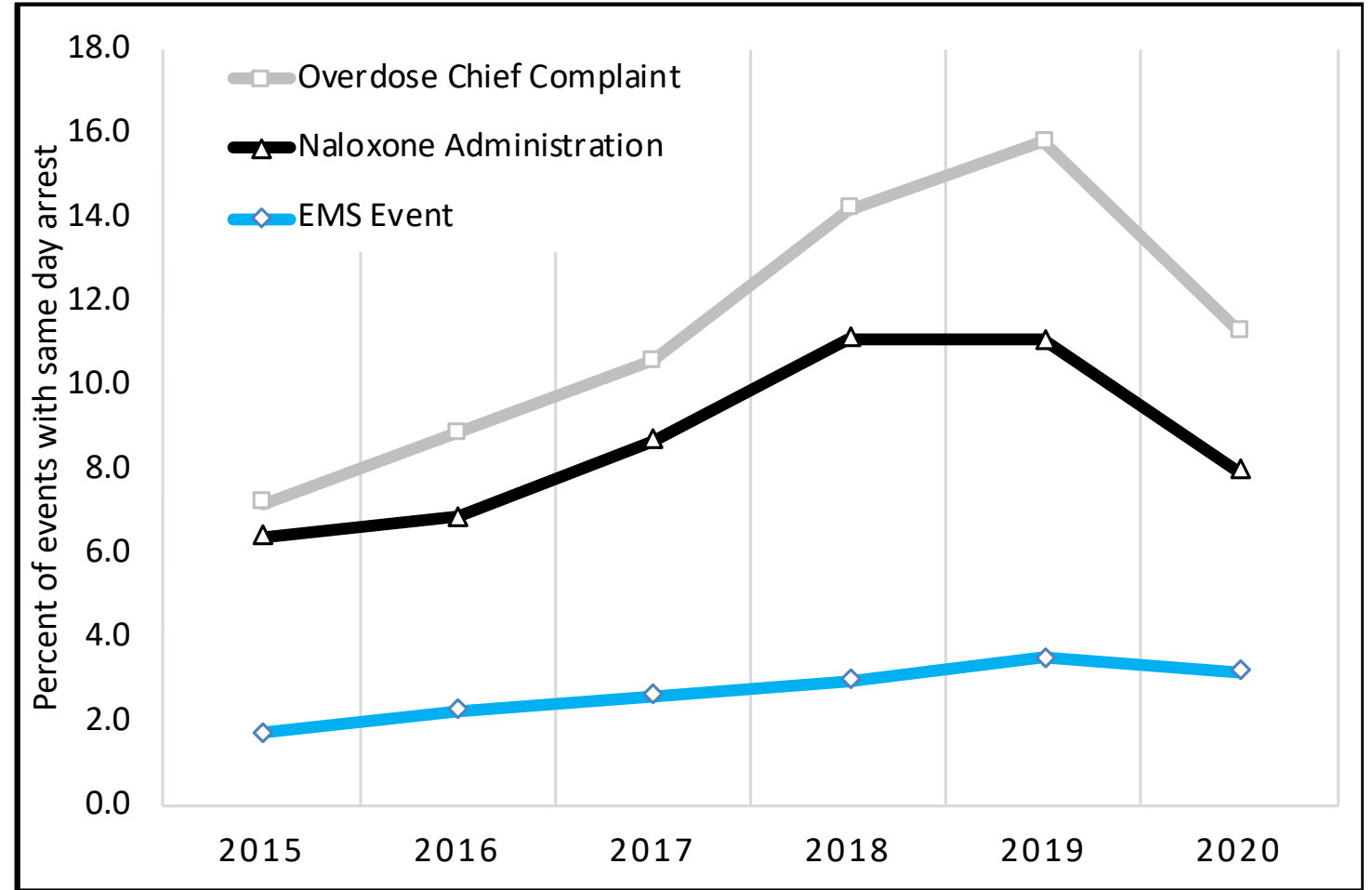
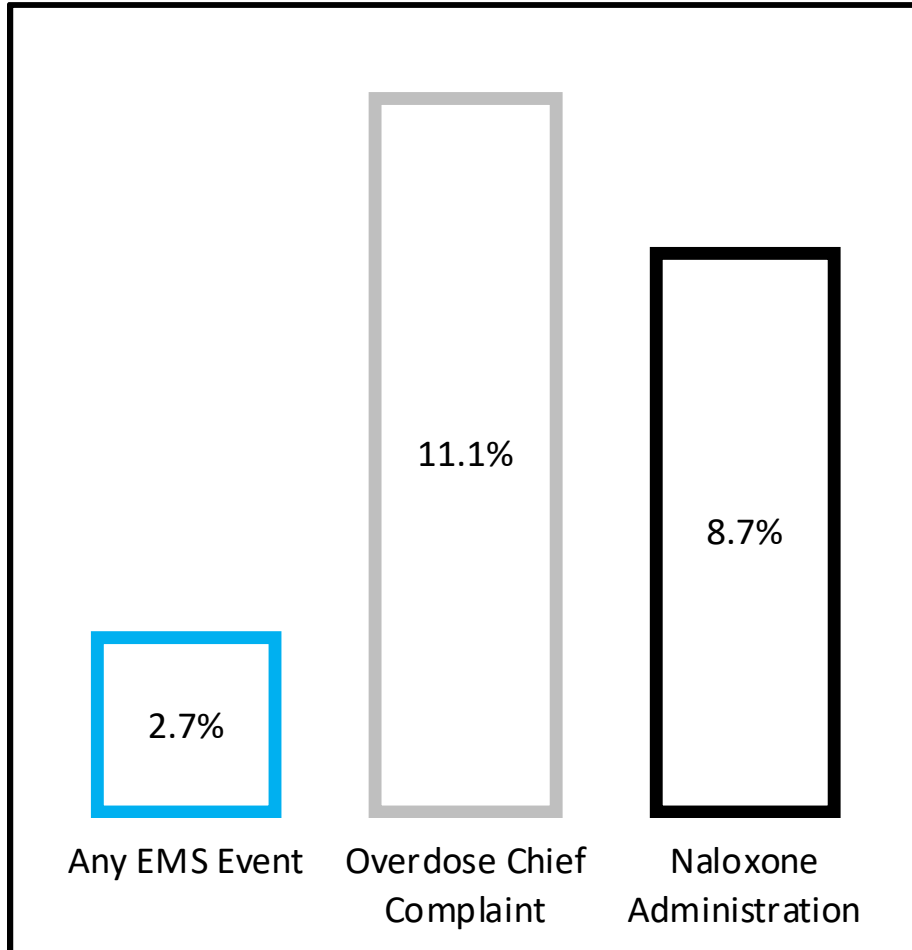
Do not know when police responded; but EMS cannot book someone into jail.

Incarceration following overdose

- 517,867 EMS *events*
 - 6.1% with 'overdose' chief complaint
 - 2.2% with naloxone administrations
-
- 2.7% had a jail booking event the *same day* as an EMS event
 - 28.4% had *any* jail booking event



Incarceration following overdose





Cascade-of-Care for OUD in County Jail

Presented by: Dr. Brad Ray

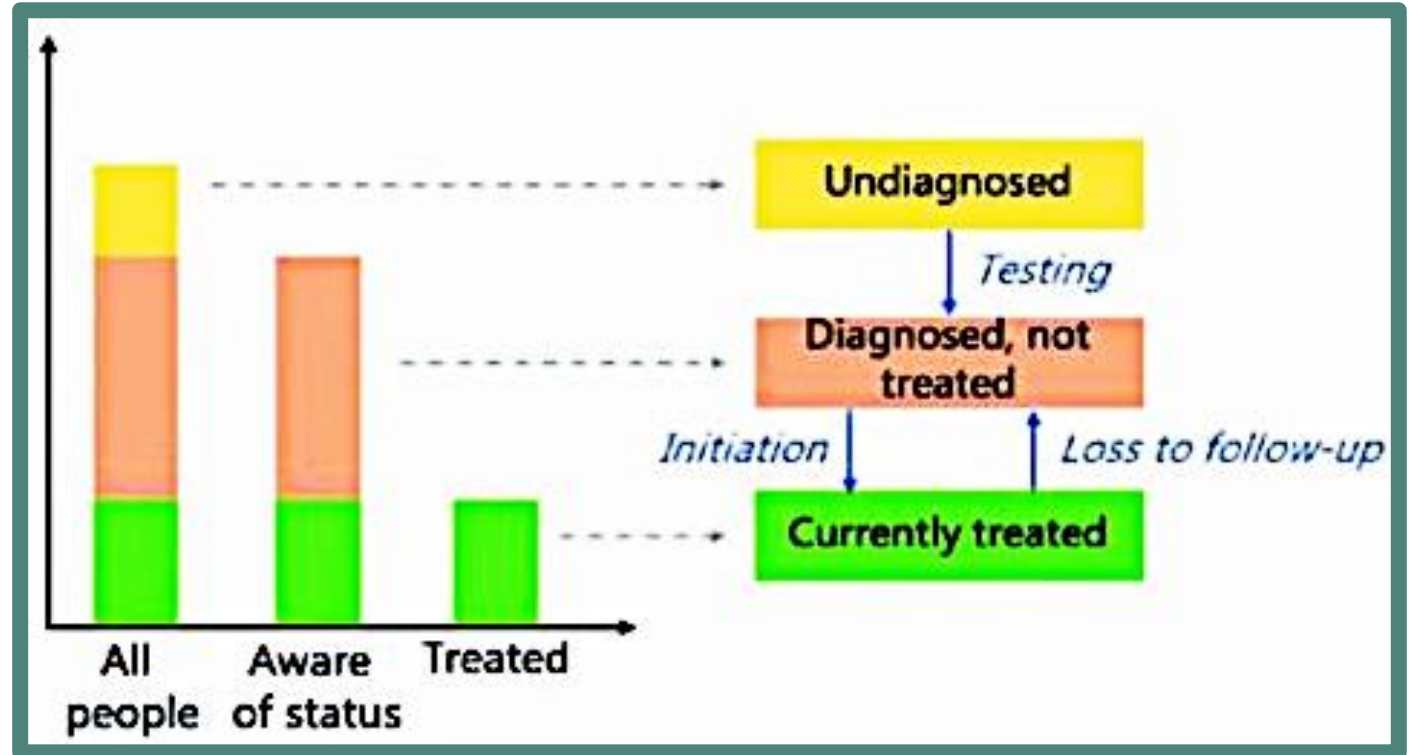
Director, Center for Behavioral Health and Justice

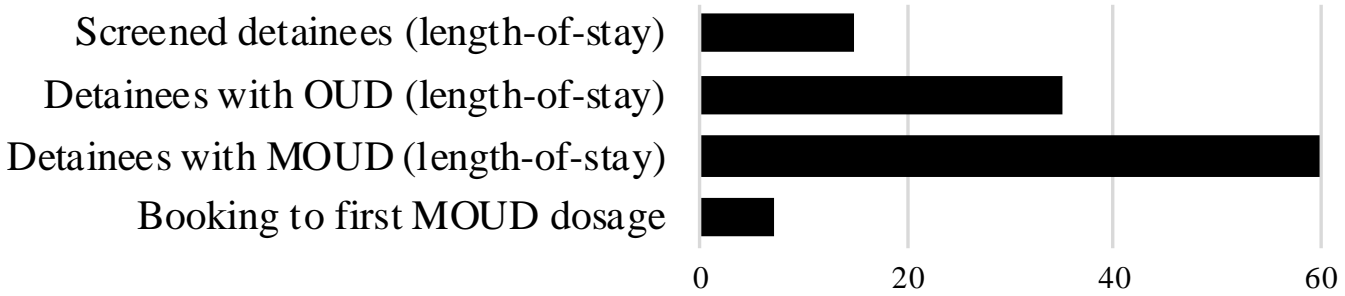
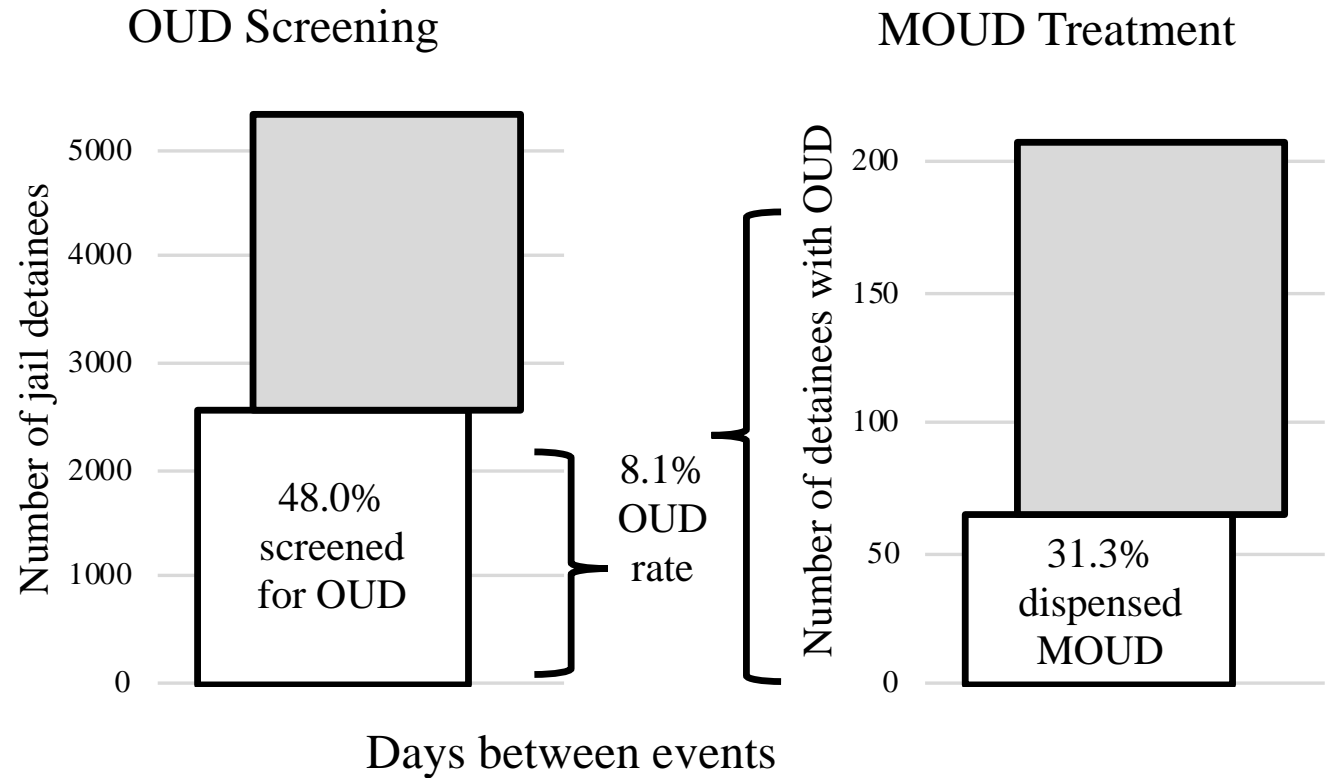
Associate Professor, Wayne State University

bradray@wayne.edu

Cascade-of-Care Approach

- Originally as a key metric to assess the quality of HIV care delivery.
- Identification of stages where major gaps occur along a continuum to help in the design interventions to address them.
- NIDA recommends this approach for “opioid crisis”.





- July 1, 2020 – Sept 2020
- Aggregated (Jackson, Kent, Monroe, Muskegon).
- Significant variation in screening rate.
- Gap in MOUD related to rapid turnover.



Kent County – MOUD in Jail

Presented by: Theresa Simmons

Family Outreach Center

theresa.simmons@kentcountymi.gov



Kent County MOUD in Jail

June 2021

Use of Validated Screening Tool

Name of Screening Tool		RODS	
Program Lifetime		Previous Month	
# of screens	5081	# of screens	500
# of bookings	16,971	# of bookings	1122
# of Positive Screens	388	# of Positive Screens	15

Access to all forms of MAT/MOUD

Program Lifetime		Previous Month	
Methadone	96	Methadone	4
Buprenorphine	113	Buprenorphine	20
Naltrexone	0	Naltrexone	0

Naloxone Distribution

Total # of naloxone kits distributed upon jail release

Program Lifetime	159	Previous Month	36
------------------	------------	----------------	-----------

Documented Incidence of MAT/MOUD Diversion
Diversion is defined as 'misuse of a prescribed MAT/MOUD'

Program Lifetime		Previous Month	
Methadone	2	Methadone	0
Buprenorphine	4	Buprenorphine	3

Psychosocial Services

Total # of MAT/MOUD enrollments in psychosocial services

Program Lifetime	315	Previous Month	24
------------------	------------	----------------	-----------

Continuity of Care

Total # of MAT/MOUD referrals received by individuals for post release MAT/MOUD services by a community provider

Program Lifetime	315	Previous Month	24
------------------	------------	----------------	-----------

Total # of jail-based referrals refused by individuals for post release MAT/MOUD services by a community provider

Program Lifetime	4	Previous Month	0
------------------	----------	----------------	----------

Total # of instances where a person was dropped/removed from MAT/MOUD programming while incarcerated

Program Lifetime	4	Previous Month	3
------------------	----------	----------------	----------

Program Lifetime **Previous Month**

No Insurance	13	No Insurance	6
--------------	-----------	--------------	----------

Medicaid	278	Medicaid	17
----------	------------	----------	-----------

Other Form(s) of Ins.	2	Other Form(s) of Ins.	1
-----------------------	----------	-----------------------	----------

Combination of Medicaid & Other Ins.	2	Combination of Medicaid & Other Ins.	0
--------------------------------------	----------	--------------------------------------	----------

*Counts are preliminary and may slightly change



Monroe County – MOUD in Jail

Presented by: Adam Anastasoff

Jail Diversion Supervisor at Monroe Community Mental Health Authority

AAnastasoff@monroecmha.org



Monroe County MOUD in Jail

June 2021

Use of Validated Screening Tool

Name of Screening Tool		RODS	
Program Lifetime		Previous Month	
# of screens	2320	# of screens	189
# of bookings	2593	# of bookings	216
# of Positive Screens	691	# of Positive Screens	30

Access to all forms of MAT/MOUD

Program Lifetime		Previous Month	
Methadone	81	Methadone	3
Buprenorphine	27	Buprenorphine	8
Naltrexone	1	Naltrexone	0

Naloxone Distribution

Total # of naloxone kits distributed upon jail release that

Program Lifetime	8	Previous Month	4
------------------	----------	----------------	----------

Documented Incidence of MAT/MOUD Diversion
Diversion is defined as 'misuse of a prescribed MAT/MOUD'

Program Lifetime		Previous Month	
Methadone	1	Methadone	0
Buprenorphine	4	Buprenorphine	3

Psychosocial Services

Total # of MAT/MOUD enrollments in psychosocial services

Program Lifetime	12	Previous Month	0
------------------	-----------	----------------	----------

Continuity of Care

Total # of MAT/MOUD referrals received by individuals for post release MAT/MOUD services by a community provider

Program Lifetime	81	Previous Month	7
------------------	-----------	----------------	----------

Total # of jail-based referrals refused by individuals for post release MAT/MOUD services by a community provider

Program Lifetime	0	Previous Month	0
------------------	----------	----------------	----------

Total # of instances where a person was dropped/removed from MAT/MOUD programming while incarcerated

Program Lifetime	4	Previous Month	3
------------------	----------	----------------	----------

Program Lifetime		Previous Month	
No Insurance	6	No Insurance	1
Medicaid	94	Medicaid	10
Other Form(s) of Ins.	4	Other Form(s) of Ins.	0
Combination of Medicaid & Other Ins.	0	Combination of Medicaid & Other Ins.	0
Unknown	4	Unknown	0



Muskegon County – MOUD in Jail

Presented by: Heather Wiegand

Corrections Programs Supervisor, HealthWest

heather.wiegand@healthwest.net



Muskegon County MOUD in Jail

June 2021

Use of Validated Screening Tool

Name of Screening Tool		RODS	
Program Lifetime		Previous Month	
# of screens	2,990	# of screens	247
# of bookings	8,156	# of bookings	321
# of Positive Screens	361	# of Positive Screens	26

Access to all forms of MAT/MOUD

Program Lifetime		Previous Month	
Methadone	40	Methadone	2
Buprenorphine	40	Buprenorphine	3
Naltrexone	46 <small>(other funding)</small>	Naltrexone	2

Naloxone Distribution

Total # of naloxone kits distributed upon jail release

Program Lifetime	51	Previous Month	0
------------------	-----------	----------------	----------

Documented Incidence of MAT/MOUD Diversion
Diversion is defined as 'misuse of a prescribed MAT/MOUD'

Program Lifetime		Previous Month	
Methadone	0	Methadone	0
Buprenorphine	2	Buprenorphine	0

Psychosocial Services

Total # of MAT/MOUD enrollments in psychosocial services

Program Lifetime	83	Previous Month	6
------------------	-----------	----------------	----------

Continuity of Care

Total # of MAT/MOUD referrals received by individuals for post release MAT/MOUD services by a community provider

Program Lifetime	84	Previous Month	6
------------------	-----------	----------------	----------

Total # of jail-based referrals refused by individuals for post release MAT/MOUD services by a community provider

Program Lifetime	0	Previous Month	0
------------------	----------	----------------	----------

Total # of instances where a person was dropped/removed from MAT/MOUD programming while incarcerated

Program Lifetime	3	Previous Month	0
------------------	----------	----------------	----------

Program Lifetime Previous Month

No Insurance	1	No Insurance	0
--------------	----------	--------------	----------

Medicaid	69	Medicaid	7
----------	-----------	----------	----------

Other Form(s) of Ins.	4	Other Form(s) of Ins.	1
-----------------------	----------	-----------------------	----------

Combination of Medicaid & Other Ins.	-	Combination of Medicaid & Other Ins.	-
--------------------------------------	----------	--------------------------------------	----------



Washtenaw County – MOUD in Jail

Presented by: Aaron Suganuma

Reentry Coordinator, Washtenaw County Sheriff's Office

suganumaa@washtenaw.org



Washtenaw County MOUD in Jail

June 2021

Use of Validated Screening Tool

Name of Screening Tool		RODS	
Program Lifetime		Previous Month	
# of screens	781	# of screens	284
# of bookings	1867	# of bookings	345
# of Positive Screens	95	# of Positive Screens	30

Access to all forms of MAT/MOUD

Program Lifetime		Previous Month	
Methadone	6	Methadone	5
Buprenorphine	10	Buprenorphine	1
Naltrexone	0	Naltrexone	0

Naloxone Distribution

Total # of naloxone kits distributed upon jail release

Program Lifetime	20	Previous Month	4
------------------	-----------	----------------	----------

Documented Incidence of MAT/MOUD Diversion

Diversion is defined as 'misuse of a prescribed MAT/MOUD'

Program Lifetime		Previous Month	
Methadone	0	Methadone	0
Buprenorphine	1	Buprenorphine	0

Psychosocial Services

Total # of MAT/MOUD enrollments in psychosocial services

Program Lifetime	16	Previous Month	6
------------------	-----------	----------------	----------

Continuity of Care

Total # of MAT/MOUD referrals received by individuals for post release MAT/MOUD services by a community provider

Program Lifetime	16	Previous Month	6
------------------	-----------	----------------	----------

Total # of jail-based referrals refused by individuals for post release MAT/MOUD services by a community provider

Program Lifetime	0	Previous Month	0
------------------	----------	----------------	----------

Total # of instances where a person was dropped/removed from MAT/MOUD programming while incarcerated

Program Lifetime	0	Previous Month	0
------------------	----------	----------------	----------

Program Lifetime Previous Month

No Insurance	0	No Insurance	0
--------------	----------	--------------	----------

Medicaid	5	Medicaid	2
----------	----------	----------	----------

Other Form(s) of Ins.	0	Other Form(s) of Ins.	0
-----------------------	----------	-----------------------	----------

Combination of Medicaid & Other Ins.	0	Combination of Medicaid & Other Ins.	0
--------------------------------------	----------	--------------------------------------	----------



Jackson County – MOUD in Jail

Presented by: Tynesha Guest, Clinical Supervisor

Emily Brundage, Co-Occurring Counselor

Victory Clinical Services

vcs_tynesha@yahoo.com

vcsebrundage@yahoo.com



Jackson County MOUD in Jail

June 2021

Use of Validated Screening Tool

Name of Screening Tool		RODS	
Program Lifetime		Previous Month	
# of screens	3981	# of screens	198
# of bookings	6029	# of bookings	259
# of Positive Screens	662	# of Positive Screens	15

Access to all forms of MAT/MOUD

Program Lifetime		Previous Month	
Methadone	68	Methadone	5
Buprenorphine	11	Buprenorphine	1
Naltrexone	0	Naltrexone	0

Naloxone Distribution

Total # of naloxone kits distributed upon jail release

Program Lifetime	10	Previous Month	TBD
------------------	-----------	----------------	------------

Documented Incidence of MAT/MOUD Diversion

Diversion is defined as 'misuse of a prescribed MAT/MOUD'

Program Lifetime		Previous Month	
Methadone	0	Methadone	0
Buprenorphine	2	Buprenorphine	0

Psychosocial Services

Total # of MAT/MOUD enrollments in psychosocial services

Program Lifetime	19	Previous Month	6
------------------	-----------	----------------	----------

Continuity of Care

Total # of MAT/MOUD referrals received by individuals for post release MAT/MOUD services by a community provider

Program Lifetime	71	Previous Month	6
------------------	-----------	----------------	----------

Total # of jail-based referrals refused by individuals for post release MAT/MOUD services by a community provider

Program Lifetime	0	Previous Month	0
------------------	----------	----------------	----------

Total # of instances where a person was dropped/removed from MAT/MOUD programming while incarcerated

Program Lifetime	2	Previous Month	0
------------------	----------	----------------	----------

Program Lifetime **Previous Month**

No Insurance	0	No Insurance	0
--------------	----------	--------------	----------

Medicaid	34	Medicaid	6
----------	-----------	----------	----------

Other Form(s) of Ins.	1	Other Form(s) of Ins.	0
-----------------------	----------	-----------------------	----------

Combination of Medicaid & Other Ins.	0	Combination of Medicaid & Other Ins.	0
--------------------------------------	----------	--------------------------------------	----------